

# FAMILY Involvement CALENDAR

A Full Year  
of Monthly  
Learning Tips  
for the  
Entire Family

*August 2021  
to  
July 2022*



- **Communicating with Your Child**
- **Helping with Homework**
- **Reading for Learning**
- **Helping Your Child Succeed in School**
- **Build Your Child's Vocabulary**
- **Math Tips and More!**



Department of  
**MULTICULTURAL**  
Education  
The School District of Palm Beach County

Phone: (561) 434-8620



Engage, Motivate, and Sustain  
**FAMILY INVOLVEMENT**

# MULTICULTURAL

Education

## A MESSAGE FROM THE DIRECTOR

Dear Families of English Language Learners:

Congratulations on receiving your *2021-2022 Family Involvement Calendar!* We welcome you as partners in the education of your children. As such, the calendar was created to promote family involvement, increase awareness of the diverse, cultural groups of our students and provide information on how to create learning opportunities outside of school.

You are your child's first and most influential teacher. Consider using your *Family Involvement Calendar* to build and reinforce your child's learning skills while at home or out running errands. Take advantage of the tasks and outings you and your child do together and find "teachable moments" within those everyday experiences.

Consider meeting with your child's teacher to ensure that your child is making adequate academic progress. Routinely monitor your child's progress and seek assistance if you are concerned. You may also want to participate in our Parent Leadership Council (PLC). The PLC provides input into the ESOL program, allows parents to become a voice for others in the community, and provides training and workshop opportunities for parents of English Language Learners on the various ways to help their children succeed. Please contact the Multicultural Department at 561-434-8620 if you are interested in joining the PLC.

Please check out our website at [https://www.palmbeachschools.org/departments/multicultural\\_education](https://www.palmbeachschools.org/departments/multicultural_education) for more parent resources. Also, the district launched Parent University, an on-demand parent resource available in different languages. Check out the website at <https://www.palmbeachschools.org/parentuniversity>. You will find many videos on supporting your child at home, homework strategies, SAT and much more.

As partners, we are here to support you. Feel free to reach out if you have any questions or concerns.

Sincerely,

*Harvey Oaxaca*

F.J. "Harvey" Oaxaca, Director  
Department of Multicultural Education  
Palm Beach County School District

Cover Illustration by Johanna Yoch ♦ Cover Graphic provided courtesy of Palm Beach County School District ♦ Cover Design by Terry Cortese

Paper used for this calendar is manufactured under Sustainable Forest Initiative [SFI] standards. Elemental-chlorine free.

© 2021 New Learning Concepts, Inc.

# You Are Your Child's First Teacher!



By helping your child learn the sight words that are used most often, you will help your child become a better reader.



Spend a few minutes each day helping your child learn the sight words. We have spread them throughout the calendar so it will be easier for you.



Make learning fun by rewarding your child each time he or she learns a new word.



Help your child learn the word better by using it in a sentence, spelling it correctly, or making up a story together.

*Happy Learning!*

## Dolch Word List

Sorted by Frequency and by Grade Level

Pre-Kindergarten	Kindergarten	First Grade	Second Grade	Third Grade
the	he	of	would	if
we	so	over	off	ten
jump	saw	going	pull	fall
to	was	his	very	long
little	get	just	cold	bring
away	well	walk	both	carry
and	that	had	your	about
down	like	from	tell	drink
here	ran	again	sit	small
a	she	him	its	got
can	this	any	work	only
help	brown	may	which	own
I	on	her	around	six
see	will	how	first	better
make	eat	stop	read	show
you	they	some	don't	never
not	yes	know	does	hold
yellow	who	fly	why	hot
it	but	as	right	seven
one	went	put	goes	warm
two	new	round	found	far
in	at	then	green	eight
my	are	take	write	full
play	must	give	because	draw
said	with	could	their	today
me	now	every	always	done
run	black	once	best	clean
for	all	when	call	myself
big	no	old	made	light
find	white	open	upon	grow
up	there	were	sleep	much
come	came	by	gave	pick
three	our	has	these	together
look	ate	them	five	keep
blue	say	after	us	hurt
funny	under	live	sing	shall
is	please	ask	wash	try
red	do	think	buy	cut
go	too	thank	wish	laugh
where	pretty	an	or	kind
	did	let	those	
	what		many	
	four		before	
			use	
			fast	
			been	

# FAMILY CONNECTION ACTIVITIES

# year @ a glance

## FAMILY CONNECTION

AUGUST 14

ACTIVITY

### Start a Collection

*Start a hobby of collecting items that are important to your family. What interests your family? Discuss ideas of what you want to collect. You may choose to collect seashells, books, stamps, hats, foreign money, etc. Do research on the items you want to collect and have fun telling each other stories about your items! Check out this website for more ideas:*

<http://www.parents.com/kids/development/intellectual/starting-a-collection/>

## FAMILY CONNECTION

SEPTEMBER 11

ACTIVITY

### Sink or Float

*Gather objects from around the house. (Make sure the objects you choose can get wet!). Use the scientific method: Ask a question, Create a hypothesis, Test your hypothesis, and Draw a conclusion. Did the objects float? Why or why not? Write about your experience.*

## FAMILY CONNECTION

OCTOBER 9

ACTIVITY

### Paper Airplanes

*Make paper airplanes out of scrap paper. See whose plane travels the farthest. Measure the distance. Try another design to fly farther. Does the design of the plane affect the distance? What made it go farther? Write about your experience.*

## FAMILY CONNECTION

NOVEMBER 13

ACTIVITY

### Scavenger Hunt

*Walk through your neighborhood or the park, what can you find? Make a list of what you hear. Make a list of what you see. Categorize what you hear and see.*

## FAMILY CONNECTION

DECEMBER 11

ACTIVITY

### Family Museum

*Each person in the family picks something to put in the museum. Everyone writes the significance of that item on a scrap of paper. Walk through the museum and read what people wrote about their item.*

## FAMILY CONNECTION

JANUARY 8

ACTIVITY

### Fun With Lines

*Each person draws a curvy line in pen on a piece of paper. Looking at the line, decide how you can make a picture out of it. Use a pencil to create your drawing. Then write a story about your creation. Share your stories with each other.*

## FAMILY CONNECTION

FEBRUARY 12

ACTIVITY

### Family Band

*Collect items from around the house. Use these items to create musical instruments. Work together to write a song.*

## FAMILY CONNECTION

MARCH 12

ACTIVITY

### Build a Boat

*Work together to decide what materials to use. (what will float?) Create a design and work together to build it. If it doesn't work, make changes to make it better. Write about your experience. Identify what helped it to float.*

## FAMILY CONNECTION

APRIL 9

ACTIVITY

### Math All Around

*Take turns locating shapes or math patterns around the house. How many did you find? Write about it. Want to take it a step further? How about using items around the house to create math concepts. For example, hula hoops can form a Venn diagram or pizza slices can be used to teach fractions. Most importantly, make it fun!*

## FAMILY CONNECTION

MAY 14

ACTIVITY

### Follow the Leader

*Take turns walking/moving in different ways. Play a game of charades. Take turns acting out words without talking. See how long it takes for others to guess your word!*

## FAMILY CONNECTION

JUNE 11

ACTIVITY

### "What Do You Do at Work?"

*Have your child interview family members about their jobs or careers. Help your child to identify the skills that are used in those jobs and how to develop other work-related skills.*

## FAMILY CONNECTION

JULY 9

ACTIVITY

### Timetable

*Sit down in the morning and discuss what MUST be done and what would be FUN to do during the day. Make up a timetable together of the day's activities in half-hour increments. Make sure to stick to your schedule as closely as possible. Then try to create a schedule for one week for the whole family.*



# WELCOME BACK! Begin the school year with these great tips!

- 1** **Back-to-school shopping!**  
Most of the stores have a list of school items your children need to purchase. However, if you have any questions or concerns about what supplies to get, contact your child's school.
- 2** **Plan a schedule!**  
Set up a family schedule to plan time for homework and household responsibilities.
- 3** **Make time for fun!**  
Play and extracurricular activities are an important part of your week. Don't forget to schedule time for them!
- 4** **Meet with teachers!**  
Schedule an appointment to meet with your child's teacher. Share any issues that may impact your child's academic growth. If you have difficulty with the English language, remember that most schools have a community language facilitator who can interpret for you or call Tania Snellenberger, Department of Multicultural Education at 561-434-8941 for assistance. Also, create a Student Information System (SIS) account to monitor your child's grades, discipline, attendance and more! We have placed more information about monitoring your child's progress in the month of March!
- 5** **School is important!**  
Ensure that your children attend school every day. Remind your children that you think school is important. If you do, they will, too!
- 6** **Make sure your child gets to bed early.**  
Your child will be well rested for school after a good night's sleep. Make sure your child eats breakfast, too!
- 7** **For more resources developed with parents in mind,** check out this cool link: <http://www.parenttoolkit.com/>

**FAMILY CONNECTION**

**AUGUST 14** **ACTIVITY**

**Start a Collection**

*Start a hobby of collecting items that are important to your family. What interests your family? Discuss ideas of what you want to collect. You may choose to collect seashells, books, stamps, hats, foreign money, etc. Do research on the items you want to collect and have fun telling each other stories about your items! Check out this website for more ideas:*

<http://www.parents.com/kids/development/intellectual/starting-a-collection/>

# AUGUST

**DUTY/PDD** Teacher Work Day/ Professional Development Day - *No School for Students*

Sunday	Monday	Tuesday	Wednesday	Thursday	Friday	Saturday																																																																																				
1	2	3	4	5	6	7																																																																																				
8 <i>Words for the Week:</i> PreK: <b>funny</b> K: <b>he</b> 1st Gr: <b>thank</b> 2nd Gr: <b>many</b> 3rd Gr: <b>laugh</b>	9	10 <b>First Day of School for Students</b>	11	12	13	14 <b>ACTIVITY DAY</b>  <b>START A COLLECTION</b>																																																																																				
15 <i>Words for the Week:</i> PreK: <b>three</b> K: <b>was</b> 1st Gr: <b>live</b> 2nd Gr: <b>wish</b> 3rd Gr: <b>shall</b>	16	17	18	19	20	21																																																																																				
22 <i>Words for the Week:</i> PreK: <b>find</b> K: <b>that</b> 1st Gr: <b>has</b> 2nd Gr: <b>sing</b> 3rd Gr: <b>together</b>	23	24	25	26 Women's Equality Day	27	28																																																																																				
29 <i>Words for the Week:</i> PreK: <b>run</b> K: <b>she</b> 1st Gr: <b>open</b> 2nd Gr: <b>these</b> 3rd Gr: <b>grow</b>	30	31			<p style="text-align: center;">JULY 2021</p> <table style="width: 100%; text-align: center;"> <tr> <td>S</td><td>M</td><td>T</td><td>W</td><td>T</td><td>F</td><td>S</td> </tr> <tr> <td></td><td></td><td></td><td>1</td><td>2</td><td>3</td><td></td> </tr> <tr> <td>4</td><td>5</td><td>6</td><td>7</td><td>8</td><td>9</td><td>10</td> </tr> <tr> <td>11</td><td>12</td><td>13</td><td>14</td><td>15</td><td>16</td><td>17</td> </tr> <tr> <td>18</td><td>19</td><td>20</td><td>21</td><td>22</td><td>23</td><td>24</td> </tr> <tr> <td>25</td><td>26</td><td>27</td><td>28</td><td>29</td><td>30</td><td>31</td> </tr> </table>	S	M	T	W	T	F	S				1	2	3		4	5	6	7	8	9	10	11	12	13	14	15	16	17	18	19	20	21	22	23	24	25	26	27	28	29	30	31	<p style="text-align: center;">SEPTEMBER 2021</p> <table style="width: 100%; text-align: center;"> <tr> <td>S</td><td>M</td><td>T</td><td>W</td><td>T</td><td>F</td><td>S</td> </tr> <tr> <td></td><td></td><td></td><td>1</td><td>2</td><td>3</td><td>4</td> </tr> <tr> <td>5</td><td>6</td><td>7</td><td>8</td><td>9</td><td>10</td><td>11</td> </tr> <tr> <td>12</td><td>13</td><td>14</td><td>15</td><td>16</td><td>17</td><td>18</td> </tr> <tr> <td>19</td><td>20</td><td>21</td><td>22</td><td>23</td><td>24</td><td>25</td> </tr> <tr> <td>26</td><td>27</td><td>28</td><td>29</td><td>30</td><td></td><td></td> </tr> </table>	S	M	T	W	T	F	S				1	2	3	4	5	6	7	8	9	10	11	12	13	14	15	16	17	18	19	20	21	22	23	24	25	26	27	28	29	30		
S	M	T	W	T	F	S																																																																																				
			1	2	3																																																																																					
4	5	6	7	8	9	10																																																																																				
11	12	13	14	15	16	17																																																																																				
18	19	20	21	22	23	24																																																																																				
25	26	27	28	29	30	31																																																																																				
S	M	T	W	T	F	S																																																																																				
			1	2	3	4																																																																																				
5	6	7	8	9	10	11																																																																																				
12	13	14	15	16	17	18																																																																																				
19	20	21	22	23	24	25																																																																																				
26	27	28	29	30																																																																																						

**Months in Review:** **August** Back to School; **September** Helping with Homework; **October** Technology Is Everywhere; **November** Share and Share Alike; **December** Reading for Learning; **January** Writing for Learning; **February** Power of Kindness; **March** Helping Your Child Succeed in School; **April** Math Is All Around You; **May** Build Your Child's Vocabulary; **June** Preventing Summer Slide; **July** Communicating with Your Child

# SEPTEMBER 2021

# HELPING WITH HOMEWORK

Provide a structured environment to make home study easier. Work with your child to set up a regular time and a specific quiet place to study.

Encourage your child to bring home class notes as part of preparation for learning at home.

Listen, read, and talk with your child about school work. Just showing interest will help improve your child's grades!

Expect homework every night. On the occasional night when no homework is assigned, reading an interesting book is a good substitute.

Answer questions and ask about the material your children are studying, but do not do the homework for them.

To obtain the dates and locations for the Parent Leadership Council (PLC) meetings and Parent Workshops, please contact your child's school.

## Need more help with homework?

1. Contact your child's teacher or the *school counselor* to determine if there is assistance after school.
2. You may also get help with homework *at the library*. Certified tutors help with math, science, social studies, and language arts. It is for grades K - 12, college intro, and adult learners. Sign up for a free library card.

Check their website at:

<http://www.pbclibrary.org/kids-and-teens/kids>



## FAMILY CONNECTION

SEPTEMBER 11

ACTIVITY

### Sink or Float

Gather objects from around the house. (Make sure the objects you choose can get wet!). Use the scientific method: Ask a question, Create a hypothesis, Test your hypothesis, and Draw a conclusion. Did the objects float? Why or why not? Write about your experience.

# SEPTEMBER

**DUTY/PDD** Teacher Work Day/ Professional Development Day - *No School for Students*

Sunday	Monday	Tuesday	Wednesday	Thursday	Friday	Saturday
<p>AUGUST 2021</p> <p>S M T W T F S</p> <p>1 2 3 4 5 6 7</p> <p>8 9 10 11 12 13 14</p> <p>15 16 17 18 19 20 21</p> <p>22 23 24 25 26 27 28</p> <p>29 30 31</p>	<p>OCTOBER 2021</p> <p>S M T W T F S</p> <p>1 2</p> <p>3 4 5 6 7 8 9</p> <p>10 11 12 13 14 15 16</p> <p>17 18 19 20 21 22 23</p> <p>24 25 26 27 28 29 30</p> <p>31</p>		1	2	3	4
5	<p>Labor Day 6</p> <p>Rosh Hashanah Begins</p> <p><b>No School for Students</b></p>	<p>7</p> <p>Brazilian Independence Day</p> <p><b>No School for Students</b></p>	8	9	10	<p>11</p> <p><b>ACTIVITY DAY</b></p> <p>Patriot Day</p> <p><b>SINK OR FLOAT</b></p>
12	13	14	<p>15</p> <p>National Hispanic Heritage Month Begins</p> <p>Guatemalan Independence Day</p> <p>Yom Kippur Begins</p>	<p>16</p> <p>Mexican Independence Day</p> <p><b>No School for Students</b></p>	17	18
19	20	21	22	23	24	25
<p>Words for the Week:</p> <p>PreK: <b>make</b></p> <p>K: <b>at</b></p> <p>1st Gr: <b>fly</b></p> <p>2nd Gr: <b>found</b></p> <p>3rd Gr: <b>hot</b></p>			<p>First Day of Autumn</p>		<p>Native American Day</p>	
26	27	28	29	30		
<p>Words for the Week:</p> <p>PreK: <b>help</b></p> <p>K: <b>our</b></p> <p>1st Gr: <b>round</b></p> <p>2nd Gr: <b>wish</b></p> <p>3rd Gr: <b>far</b></p>						

**Months in Review:** **August** Back to School; **September** Helping with Homework; **October** Technology Is Everywhere; **November** Share and Share Alike; **December** Reading for Learning; **January** Writing for Learning; **February** Power of Kindness; **March** Helping Your Child Succeed in School; **April** Math Is All Around You; **May** Build Your Child's Vocabulary; **June** Preventing Summer Slide; **July** Communicating with Your Child



**OCTOBER**  
2021

# TECHNOLOGY is everywhere!

Technology is a big part of our lives. Florida Standards Assessment (FSA) is administered on the computer. If you do not have a computer, consider visiting the library with your child. By providing access to technology, your child can increase their learning skills. Remember, always practice internet safety with your child and if you have a computer at home, make sure it is in a central location so you can keep an eye on what is going on.

## online resources:

### **School District of Palm Beach County -**

[https://palmbeachschools.org/students\\_parents/parent\\_university/learning\\_at\\_home](https://palmbeachschools.org/students_parents/parent_university/learning_at_home)

[https://www.palmbeachschools.org/departments/multicultural\\_education](https://www.palmbeachschools.org/departments/multicultural_education)

**Fun Brain -** <https://www.funbrain.com/books>

**Discovery Kids -** <http://discoverykids.com>

**National Geographic Kids -** <https://kids.nationalgeographic.com/>

**Scholastic at Home -** <http://www.scholastic.com/home/>


**Kid Sites -** <http://www.kidsites.com/sites-edu/science.htm>

**Weather Wiz Kids -** <http://www.weatherwizkids.com/>

**Wonderopolis -** <http://wonderopolis.org/>

**Starfall -** <http://www.starfall.com/>

**KHAN Academy -** <https://www.khanacademy.org/>



## **FAMILY CONNECTION**

**OCTOBER 9**

**ACTIVITY**

### **Paper Airplanes**

*Make paper airplanes out of scrap paper. See whose plane travels the farthest. Measure the distance. Try another design to fly farther. Does the design of the plane affect the distance? What made it go farther? Write about your experience.*

# OCTOBER

**DUTY/PDD** Teacher Work Day/ Professional Development Day - *No School for Students*

Sunday	Monday	Tuesday	Wednesday	Thursday	Friday	Saturday
<p>SEPTEMBER 2021</p> <p>S M T W T F S</p> <p>1 2 3 4</p> <p>5 6 7 8 9 10 11</p> <p>12 13 14 15 16 17 18</p> <p>19 20 21 22 23 24 25</p> <p>26 27 28 29 30</p>	<p>NOVEMBER 2021</p> <p>S M T W T F S</p> <p>1 2 3 4 5 6</p> <p>7 8 9 10 11 12 13</p> <p>14 15 16 17 18 19 20</p> <p>21 22 23 24 25 26 27</p> <p>28 29 30</p>				1	2
3	Child Health Day 4	5	6	7	8	9
<p><i>Words for the Week:</i>                      PreK: <b>here</b>                      K: <b>all</b>                      1st Gr: <b>may</b>                      2nd Gr: <b>read</b>                      3rd Gr: <b>own</b></p>						<p><b>ACTIVITY DAY</b></p> <p><b>PAPER AIRPLANES</b></p>
10	Columbus Day 11	12	13	End 1 <sup>st</sup> Quarter 14	<b>DUTY/PDD</b> 15 No School for Students	16
<p><i>Words for the Week:</i>                      PreK: <b>away</b>                      K: <b>there</b>                      1st Gr: <b>again</b>                      2nd Gr: <b>which</b>                      3rd Gr: <b>small</b></p>						
17	Begin 2 <sup>nd</sup> Quarter 18	19	20	21	22	23
<p><i>Words for the Week:</i>                      PreK: <b>jump</b>                      K: <b>out</b>                      1st Gr: <b>walk</b>                      2nd Gr: <b>sit</b>                      3rd Gr: <b>carry</b></p>						
24	25	26	27	28	29	30
<p><i>Words for the Week:</i>                      K: <b>be</b>                      2nd Gr: <b>both</b></p>	<p>PreK: <b>where</b>                      1st Gr: <b>going</b>                      3rd Gr: <b>fall</b></p>					
Halloween 31						
<p><i>Words for the Week:</i>                      K: <b>into</b>                      2nd Gr: <b>been</b></p>	<p>PreK: <b>for</b>                      1st Gr: <b>were</b>                      3rd Gr: <b>much</b></p>					

**Months in Review:** August Back to School; September Helping with Homework; October Technology Is Everywhere; November Share and Share Alike; December Reading for Learning; January Writing for Learning; February Power of Kindness; March Helping Your Child Succeed in School; April Math Is All Around You; May Build Your Child's Vocabulary; June Preventing Summer Slide; July Communicating with Your Child



**NOVEMBER**  
2021

# SHARE

and share alike

Provide time for your family to **share** meals together.

**Share** your feelings with your child.

Encourage your child to **share** his or her feelings with you.

Consider **sharing** your family's time with community organizations or service projects.

Consider having your family **share** resources with those in need.

**Share** stories with your child at dinner or bedtime. Talk about your favorite books.

For more resources, visit <http://www.fldoe.org/schools/family-community/activities-programs/parental-involvement/>

The act of sharing creates bonds between people and teaches us the importance of sacrifice.

Sharing also helps us develop important social dynamics such as generosity, respect, sensitivity and selflessness.

Try out some of these tips to help your child learn

the important act of sharing:

## FAMILY CONNECTION

NOVEMBER 13

ACTIVITY

### Scavenger Hunt

*Walk through your neighborhood or the park, what can you find? Make a list of what you hear. Make a list of what you see. Categorize what you hear and see.*

# NOVEMBER

**DUTY/PDD** Teacher Work Day/ Professional Development Day - *No School for Students*

Sunday	Monday	Tuesday	Wednesday	Thursday	Friday	Saturday																																																																																											
	1 All Saints Day	2 All Souls Day Election Day	3	4	5	6																																																																																											
7 Daylight Savings Time Ends <i>Words for the Week:</i> PreK: <b>red</b> K: <b>have</b> 1st Gr: <b>let</b> 2nd Gr: <b>pull</b> 3rd Gr: <b>kind</b>	8	9	10 <b>1<sup>st</sup> Elementary Trimester Ends</b>	11 Veterans Day Armistice Day <b>DUTY/PDD</b> <b>No School for Students</b>	12 <b>2<sup>nd</sup> Elementary Trimester Begins</b>	13 <b>ACTIVITY DAY</b>  <b>SCAVENGER HUNT</b>																																																																																											
14 <i>Words for the Week:</i> PreK: <b>blue</b> K: <b>am</b> 1st Gr: <b>think</b> 2nd Gr: <b>fast</b> 3rd Gr: <b>cut</b>	15	16	17	18	19	20																																																																																											
21 <i>Words for the Week:</i> PreK: <b>come</b> K: <b>do</b> 1st Gr: <b>after</b> 2nd Gr: <b>use</b> 3rd Gr: <b>hurt</b>	22 <b>No School for Students</b>	23 <b>No School for Students</b>	24 <b>No School for Students</b>	25 Thanksgiving Day <b>No School for Students</b>	26 <b>No School for Students</b>	27																																																																																											
28 Hanukkah Begins <i>Words for the Week:</i> PreK: <b>big</b> K: <b>did</b> 1st Gr: <b>by</b> 2nd Gr: <b>those</b> 3rd Gr: <b>pick</b>	29	30			<p>OCTOBER 2021</p> <table border="1"> <tr><td>S</td><td>M</td><td>T</td><td>W</td><td>T</td><td>F</td><td>S</td></tr> <tr><td></td><td></td><td></td><td></td><td>1</td><td>2</td><td></td></tr> <tr><td>3</td><td>4</td><td>5</td><td>6</td><td>7</td><td>8</td><td>9</td></tr> <tr><td>10</td><td>11</td><td>12</td><td>13</td><td>14</td><td>15</td><td>16</td></tr> <tr><td>17</td><td>18</td><td>19</td><td>20</td><td>21</td><td>22</td><td>23</td></tr> <tr><td>24</td><td>25</td><td>26</td><td>27</td><td>28</td><td>29</td><td>30</td></tr> <tr><td>31</td><td></td><td></td><td></td><td></td><td></td><td></td></tr> </table>	S	M	T	W	T	F	S					1	2		3	4	5	6	7	8	9	10	11	12	13	14	15	16	17	18	19	20	21	22	23	24	25	26	27	28	29	30	31							<p>DECEMBER 2021</p> <table border="1"> <tr><td>S</td><td>M</td><td>T</td><td>W</td><td>T</td><td>F</td><td>S</td></tr> <tr><td></td><td></td><td></td><td>1</td><td>2</td><td>3</td><td>4</td></tr> <tr><td>5</td><td>6</td><td>7</td><td>8</td><td>9</td><td>10</td><td>11</td></tr> <tr><td>12</td><td>13</td><td>14</td><td>15</td><td>16</td><td>17</td><td>18</td></tr> <tr><td>19</td><td>20</td><td>21</td><td>22</td><td>23</td><td>24</td><td>25</td></tr> <tr><td>26</td><td>27</td><td>28</td><td>29</td><td>30</td><td>31</td><td></td></tr> </table>	S	M	T	W	T	F	S				1	2	3	4	5	6	7	8	9	10	11	12	13	14	15	16	17	18	19	20	21	22	23	24	25	26	27	28	29	30	31	
S	M	T	W	T	F	S																																																																																											
				1	2																																																																																												
3	4	5	6	7	8	9																																																																																											
10	11	12	13	14	15	16																																																																																											
17	18	19	20	21	22	23																																																																																											
24	25	26	27	28	29	30																																																																																											
31																																																																																																	
S	M	T	W	T	F	S																																																																																											
			1	2	3	4																																																																																											
5	6	7	8	9	10	11																																																																																											
12	13	14	15	16	17	18																																																																																											
19	20	21	22	23	24	25																																																																																											
26	27	28	29	30	31																																																																																												

**Months in Review:** **August** Back to School; **September** Helping with Homework; **October** Technology Is Everywhere; **November** Share and Share Alike; **December** Reading for Learning; **January** Writing for Learning; **February** Power of Kindness; **March** Helping Your Child Succeed in School; **April** Math Is All Around You; **May** Build Your Child's Vocabulary; **June** Preventing Summer Slide; **July** Communicating with Your Child

# DECEMBER

2021

# READING for LEARNING

## To Do, Today!

Have your child create a chart listing his chores and activities for the week. Leave room to check off completed tasks.

## Street Signs

Signs are easily recognized and use common words. Older children will enjoy reading billboards, distances between cities, or business names.

## Cookbooks

Your child can read the recipe while you prepare a dish. Consider helping the older children prepare their own recipe for creating a meal.

## What's for Dinner?

Going out to eat? Have your child read and pick from the restaurant menu. Staying home? Let your child create a menu for tonight's dinner. Enjoy preparing the meal together.

## Books Everywhere

Set apart a section of a room just for your child's reading materials. Have your child decorate the area and organize the books in alphabetical order. Older children may organize the books by categories such as fiction, nonfiction, biographies, poetry, etc.

## Trip to the Store

Have your child write the grocery list you dictate. At the store, have your child find the items on the list.

## Newspapers

Read the newspaper, magazine or community newsletter regularly with your child. Does your child enjoy the comics? Then invite your children to create their own! Older children can create their own family newsletter to share with grandparents or other family members who live far away.

## Treasure Museum

Help your child organize a display of his or her favorite items or toys. Have your child write a description of each item and why it is important. Select a few of your favorite items around the house and write why they are important. Then share stories with each other. Want to take it a step further? Visit the museum with your child. For more information, contact the Norton Museum at [www.norton.org](http://www.norton.org). Admission is free to the public on Fridays and Saturdays.

## Story Time

Read to your child or have him or her read to you before bedtime, after school or anytime.

## FAMILY CONNECTION

DECEMBER 11

ACTIVITY

### Family Museum

*Each person in the family picks something to put in the museum. Everyone writes the significance of that item on a scrap of paper. Walk through the museum and read what people wrote about their item.*

# DECEMBER

**DUTY/PDD** Teacher Work Day/ Professional Development Day - *No School for Students*

Sunday	Monday	Tuesday	Wednesday	Thursday	Friday	Saturday
<p>NOVEMBER 2021</p> <p>S M T W T F S</p> <p>1 2 3 4 5 6</p> <p>7 8 9 10 11 12 13</p> <p>14 15 16 17 18 19 20</p> <p>21 22 23 24 25 26 27</p> <p>28 29 30</p>	<p>JANUARY 2022</p> <p>S M T W T F S</p> <p>1</p> <p>2 3 4 5 6 7 8</p> <p>9 10 11 12 13 14 15</p> <p>16 17 18 19 20 21 22</p> <p>23 24 25 26 27 28 29</p> <p>30 31</p>		1	2	3	4
5	6	7 Guatemalan Holiday	8	9	10	11 <b>ACTIVITY DAY</b>
<p><i>Words for the Week:</i> PreK: <b>one</b> K: <b>get</b> 1st Gr: <b>take</b> 2nd Gr: <b>gave</b> 3rd Gr: <b>full</b></p>						<b>FAMILY MUSEUM</b>
12	13	14	15	16	17	18
<p><i>Words for the Week:</i> PreK: <b>not</b> K: <b>like</b> 1st Gr: <b>put</b> 2nd Gr: <b>made</b> 3rd Gr: <b>warm</b></p>						
19	20	21 First Day of Winter	22 <b>End 2<sup>nd</sup> Quarter</b> <b>End 1<sup>st</sup> Semester</b>	23 <b>No School for Students</b>	24 Christmas Eve <b>No School for Students</b>	25 Christmas
<p><i>Words for the Week:</i> PreK: <b>help</b> K: <b>with</b> 1st Gr: <b>stop</b> 2nd Gr: <b>why</b> 3rd Gr: <b>show</b></p>						
26 Kwanzaa Begins	27 <b>No School for Students</b>	28 <b>No School for Students</b>	29 <b>No School for Students</b>	30 <b>No School for Students</b>	31 New Year's Eve <b>No School for Students</b>	
<p><i>Words for the Week:</i> PreK: <b>my</b> K: <b>so</b> 1st Gr: <b>every</b> 2nd Gr: <b>us</b> 3rd Gr: <b>done</b></p>						

**Months in Review:** August Back to School; September Helping with Homework; October Technology Is Everywhere; November Share and Share Alike; December Reading for Learning; January Writing for Learning; February Power of Kindness; March Helping Your Child Succeed in School; April Math Is All Around You; May Build Your Child's Vocabulary; June Preventing Summer Slide; July Communicating with Your Child



# JANUARY 2022

# Writing for learning

## Send a Greeting:

Compose a letter or create a holiday card with your child. Grandparents and other relatives will love receiving homemade cards from your child.

## Toy Inventory:

Making a list of all of the things in your child's room will give your child a sense of responsibility for his or her possessions.

## Phone Messages:

Taking a name and phone number while you're not available will help your child feel useful.

## Directions:

Ask your child to write descriptions of how to get to and from school, to a friend's house or to the store.

## Reviews of TV shows:

In their own words, have your children write their opinion about a TV show. Make sure the shows are appropriate for your child.

## Grocery Lists:

Start with the items your child wants to buy, then graduate to having your child write down the entire grocery list. Once you are at the store, ask your child to check off the items that are purchased.

## Postcards and E-mail:

Write a quick note to grandparents or family members who have moved or live far away. This will help reinforce your child's writing and provide ongoing communication with family members.

## Word Puzzles:

There are crossword puzzles for every skill level, and filling in the blanks improves letter-writing and word association.

## FAMILY CONNECTION

JANUARY 8

ACTIVITY

### Fun With Lines

*Each person draws a curvy line in pen on a piece of paper. Looking at the line decide how you can make a picture out of it. Use a pencil to create your drawing. Then write a story about your creation. Share your stories with each other.*

# JANUARY

**DUTY/PDD** Teacher Work Day/ Professional Development Day - *No School for Students*

Sunday	Monday	Tuesday	Wednesday	Thursday	Friday	Saturday
<p>DECEMBER 2021</p> <p>S M T W T F S</p> <p>1 2 3 4</p> <p>5 6 7 8 9 10 11</p> <p>12 13 14 15 16 17 18</p> <p>19 20 21 22 23 24 25</p> <p>26 27 28 29 30 31</p>	<p>FEBRUARY 2022</p> <p>S M T W T F S</p> <p>1 2 3 4 5</p> <p>6 7 8 9 10 11 12</p> <p>13 14 15 16 17 18 19</p> <p>20 21 22 23 24 25 26</p> <p>27 28</p>					<p>1</p> <p>New Year's Day</p>
<p>2</p> <p><i>Words for the Week:</i> PreK: <b>see</b> K: <b>this</b> 1st Gr: <b>know</b> 2nd Gr: <b>always</b> 3rd Gr: <b>hold</b></p>	<p>3</p> <p><b>No School for Students</b></p>	<p>4</p> <p><b>DUTY/PDD</b> <b>No School for Students</b></p>	<p>5</p> <p><b>Begin 3<sup>rd</sup> Quarter</b> <b>Begin 2<sup>nd</sup> Semester</b></p>	<p>6</p> <p>Epiphany</p>	<p>7</p>	<p>8</p> <p><b>ACTIVITY DAY</b></p> <p><b>FUN WITH LINES</b></p>
<p>9</p> <p><i>Words for the Week:</i> PreK: <b>can</b> K: <b>will</b> 1st Gr: <b>how</b> 2nd Gr: <b>write</b> 3rd Gr: <b>better</b></p>	<p>10</p>	<p>11</p>	<p>12</p>	<p>13</p>	<p>14</p>	<p>15</p>
<p>16</p> <p><i>Words for the Week:</i> PreK: <b>down</b> K: <b>yes</b> 1st Gr: <b>any</b> 2nd Gr: <b>goes</b> 3rd Gr: <b>only</b></p>	<p>17</p> <p>Martin Luther King Jr's Birthday</p> <p><b>No School for Students</b></p>	<p>18</p>	<p>19</p>	<p>20</p>	<p>21</p>	<p>22</p>
<p>23</p> <p><i>Words for the Week:</i> K: <b>went</b> 2nd Gr: <b>does</b></p>	<p>24</p> <p>PreK: <b>little</b> 1st Gr: <b>from</b> 3rd Gr: <b>drink</b></p>	<p>25</p>	<p>26</p>	<p>27</p> <p>International Holocaust Remembrance Day</p>	<p>28</p>	<p>29</p>
<p>30</p> <p><i>Words for the Week:</i> K: <b>what</b> 2nd Gr: <b>buy</b></p>	<p>31</p> <p>PreK: <b>me</b> 1st Gr: <b>old</b> 3rd Gr: <b>light</b></p>					

**Months in Review:** **August** Back to School; **September** Helping with Homework; **October** Technology Is Everywhere; **November** Share and Share Alike; **December** Reading for Learning; **January** Writing for Learning; **February** Power of Kindness; **March** Helping Your Child Succeed in School; **April** Math Is All Around You; **May** Build Your Child's Vocabulary; **June** Preventing Summer Slide; **July** Communicating with Your Child



# FEBRUARY 2022

It may not be easy to be considerate and helpful all of the time, but it is important that we all try to be. Although the act of kindness can seem gentle in nature, it is the most empowering trait of mankind. Being kind requires great courage. Through acts of kindness, we wield the power to build confidence, help others through rough times, and make loved ones or complete strangers feel important and appreciated. It is vitally important that children and young adults fully understand the power of kindness as they mature.

*“Be kind to everyone you meet. They all carry a heavy load.”*

– Plato

*“The best way to find yourself is to lose yourself in the service of others.”*

– Gandhi

## The power of KINDNESS

Help your child understand the importance of being **kind** to those in need whenever possible.

You can teach your child that being **kind** isn't necessarily the same as “being nice”.

You can model **kindness** every day in front of your child. Set a good example by being polite to every person you interact with during the day; on the phone, in a store, even in traffic! If you or your child makes a mistake, admit it and discuss what can be done differently next time.

You can teach your child the importance of being **kind** to those who are different by researching different cultures and perspectives.

Show **kindness** to any pets you may have.

Be sure to show your child the difference between effective discipline, teasing, physical abuse and bullying. Teach your child that it is **kind** to stand up for those who are being bullied. Let your child know that it is okay to report bullying to a trusted adult or to let you know.

### FAMILY CONNECTION

FEBRUARY 12

ACTIVITY

#### Family Band

Collect items from around the house. Use these items to create musical instruments. Work together to write a song.

# FEBRUARY

**DUTY/PDD** Teacher Work Day/ Professional Development Day - *No School for Students*

Sunday	Monday	Tuesday	Wednesday	Thursday	Friday	Saturday
		Chinese New Year <sup>1</sup> Black History Month Begins	Groundhog Day <sup>2</sup>	<sup>3</sup>	<sup>4</sup>	<sup>5</sup>
<sup>6</sup> <i>Words for the Week:</i> PreK: <b>go</b> K: <b>now</b> 1st Gr: <b>over</b> 2nd Gr: <b>work</b> 3rd Gr: <b>ten</b>	<sup>7</sup>	<sup>8</sup>	<sup>9</sup>	<sup>10</sup>	<sup>11</sup>	<sup>12</sup> <b>ACTIVITY DAY</b> Lincoln's Birthday <b>FAMILY BAND</b>
<sup>13</sup> <i>Words for the Week:</i> PreK: <b>look</b> K: <b>came</b> 1st Gr: <b>ask</b> 2nd Gr: <b>cold</b> 3rd Gr: <b>try</b>	<sup>14</sup> Valentine's Day	<sup>15</sup>	<sup>16</sup>	<sup>17</sup>	<sup>18</sup> <b>2<sup>nd</sup> Elementary Trimester Ends</b>	<sup>19</sup>
<sup>20</sup> <i>Words for the Week:</i> PreK: <b>is</b> K: <b>no</b> 1st Gr: <b>an</b> 2nd Gr: <b>tell</b> 3rd Gr: <b>start</b>	<sup>21</sup> President's Day <b>DUTY/PDD</b> <b>No School for Students</b>	<sup>22</sup> Washington's Birthday <b>3<sup>rd</sup> Elementary Trimester Begins</b>	<sup>23</sup>	<sup>24</sup>	<sup>25</sup>	<sup>26</sup>
<sup>27</sup> <i>Words for the Week:</i> PreK: <b>up</b> K: <b>ride</b> 1st Gr: <b>them</b> 2nd Gr: <b>off</b> 3rd Gr: <b>keep</b>	<sup>28</sup>				JANUARY 2022 S M T W T F S 1 2 3 4 5 6 7 8 9 10 11 12 13 14 15 16 17 18 19 20 21 22 23 24 25 26 27 28 29 30 31	MARCH 2022 S M T W T F S 1 2 3 4 5 6 7 8 9 10 11 12 13 14 15 16 17 18 19 20 21 22 23 24 25 26 27 28 29 30 31

**Months in Review:** **August** Back to School; **September** Helping with Homework; **October** Technology Is Everywhere; **November** Share and Share Alike; **December** Reading for Learning; **January** Writing for Learning; **February** Power of Kindness; **March** Helping Your Child Succeed in School; **April** Math Is All Around You; **May** Build Your Child's Vocabulary; **June** Preventing Summer Slide; **July** Communicating with Your Child

**MARCH**  
2022

# Helping your child SUCCEED IN SCHOOL



### ***Keep your child focused on the task.***

Check in with your child periodically. You want to be sure your child is focused on his work and you are available to help if needed.

### ***Help your child use time wisely.***

It's important to set a regular time for your child to do homework, which includes studying for tests. Keep distractions to a minimum until study time is over.

### ***Provide practice for your child.***

Completed assignments with teacher's comments are great ways to quiz your child on test material. Contact the teacher about obtaining support materials for additional practice.

### ***Have a positive attitude. Be a cheerleader!***

Both praise and constructive criticism are important. Be honest and specific. Praise your child's effort and persistence, as well as achievement. Demonstrate that you think your child is a worthwhile person and that it is important to ask for help when needed. Tell your child that it is okay to make mistakes.

### ***Help your child study ahead of time.***

Setting goals and managing time helps your child avoid last minute cramming for tests. Help your child to review notes and study materials at least a week before the test.

### ***Monitor your child's progress.***

It is important to speak with the school counselor if you are concerned about your child's behavior, academic progress or social development. Please do not wait until the situation gets out of hand. Also, schedule teacher/school counselor conferences to check on your child's academic progress. Create a routine of monitoring your child's grades, discipline and attendance on the Student Information System (SIS). If you have any questions, please contact your child's school.

## **FAMILY CONNECTION**

**MARCH 12**

**ACTIVITY**

### **Build a Boat**

*Work together to decide what materials to use. (what will float?) Create a design and work together to build it. If it doesn't work, make changes to make it better. Write about your experience. Identify what helped it to float.*

# MARCH

**DUTY/PDD** Teacher Work Day/ Professional Development Day - *No School for Students*

Sunday	Monday	Tuesday	Wednesday	Thursday	Friday	Saturday
<p>FEBRUARY 2022</p> <p>S M T W T F S</p> <p>1 2 3 4 5</p> <p>6 7 8 9 10 11 12</p> <p>13 14 15 16 17 18 19</p> <p>20 21 22 23 24 25 26</p> <p>27 28</p>	<p>APRIL 2022</p> <p>S M T W T F S</p> <p>1 2</p> <p>3 4 5 6 7 8 9</p> <p>10 11 12 13 14 15 16</p> <p>17 18 19 20 21 22 23</p> <p>24 25 26 27 28 29 30</p>	<p>1</p> <p>Mardi Gras</p>	<p>2</p> <p>Ash Wednesday</p> <p>Read Across America Day</p>	<p>3</p>	<p>4</p>	<p>5</p>
<p>6</p> <p>Words for the Week:</p> <p>PreK: <b>said</b></p> <p>K: <b>good</b></p> <p>1st Gr: <b>when</b></p> <p>2nd Gr: <b>before</b></p> <p>3rd Gr: <b>myself</b></p>	<p>7</p>	<p>8</p>	<p>9</p>	<p>10</p>	<p>11</p> <p>End 3<sup>rd</sup> Quarter</p>	<p>12</p> <p><b>ACTIVITY DAY</b></p> <p><b>BUILD A BOAT</b></p>
<p>Daylight Savings 13 Begins @ 2am</p> <p>Words for the Week:</p> <p>PreK: <b>in</b></p> <p>K: <b>want</b></p> <p>1st Gr: <b>could</b></p> <p>2nd Gr: <b>or</b></p> <p>3rd Gr: <b>today</b></p>	<p>14</p> <p><b>No School for Students</b></p>	<p>15</p> <p><b>No School for Students</b></p>	<p>16</p> <p><b>No School for Students</b></p>	<p>17</p> <p>St. Patrick's Day</p> <p><b>No School for Students</b></p>	<p>18</p> <p><b>District Closed</b></p>	<p>19</p>
<p>20</p> <p>First Day of Spring</p> <p>Words for the Week:</p> <p>PreK: <b>we</b></p> <p>K: <b>are</b></p> <p>1st Gr: <b>just</b></p> <p>2nd Gr: <b>first</b></p> <p>3rd Gr: <b>bring</b></p>	<p>21</p> <p><b>DUTY/PDD</b></p> <p><b>No School for Students</b></p>	<p>22</p> <p><b>Begin 4<sup>th</sup> Quarter</b></p>	<p>23</p>	<p>24</p>	<p>25</p>	<p>26</p>
<p>27</p> <p>Words for the Week:</p> <p>PreK: <b>I</b></p> <p>K: <b>four</b></p> <p>1st Gr: <b>some</b></p> <p>2nd Gr: <b>sleep</b></p> <p>3rd Gr: <b>never</b></p>	<p>28</p>	<p>29</p>	<p>30</p>	<p>31</p>		

**Months in Review:** August Back to School; September Helping with Homework; October Technology Is Everywhere; November Share and Share Alike; December Reading for Learning; January Writing for Learning; February Power of Kindness; March Helping Your Child Succeed in School; April Math Is All Around You; May Build Your Child's Vocabulary; June Preventing Summer Slide; July Communicating with Your Child

**APRIL**  
2022

Teach your child that math can be fun! Explore opportunities to show your children that they are surrounded by math in almost everything they do, whether they know it or not.

You can encourage your child by involving him or her in the following activities around the house:



# (Ma+h)

is all around you!

- + Measure ingredients to help cook.
- + Have your child sort items by shape or size.
- + Count the money in the piggy bank or have your child help count the spare change in the house.
- + Have your child use a watch to keep track of time while doing homework or while playing outside.
- + Look at coupons and talk about how much you can save at the grocery store.
- + Teach your child to save money for a special purchase. Keep track along the way of how much money is still needed.
- + Play a game of cards, chess, or checkers.
- + Measure how tall your child is.
- + Figure out together how old a friend or relative is based on the year he or she was born.
- + Look at a map together. Find cities listed by name. Then locate them on the map using the grid. Measure the distance from one city to another.
- + Have your child make a small purchase at a store. Help to determine how much change he or she should receive back.

## FAMILY CONNECTION

APRIL 9

ACTIVITY

### Math All Around

*Take turns locating shapes or math patterns around the house. How many did you find? Write about it. Want to take it a step further? How about using items around the house to create math concepts. For example, hula hoops can form a Venn diagram or pizza slices can be used to teach fractions. Most importantly, make it fun!*

# APRIL

**DUTY/PDD** Teacher Work Day/ Professional Development Day - *No School for Students*

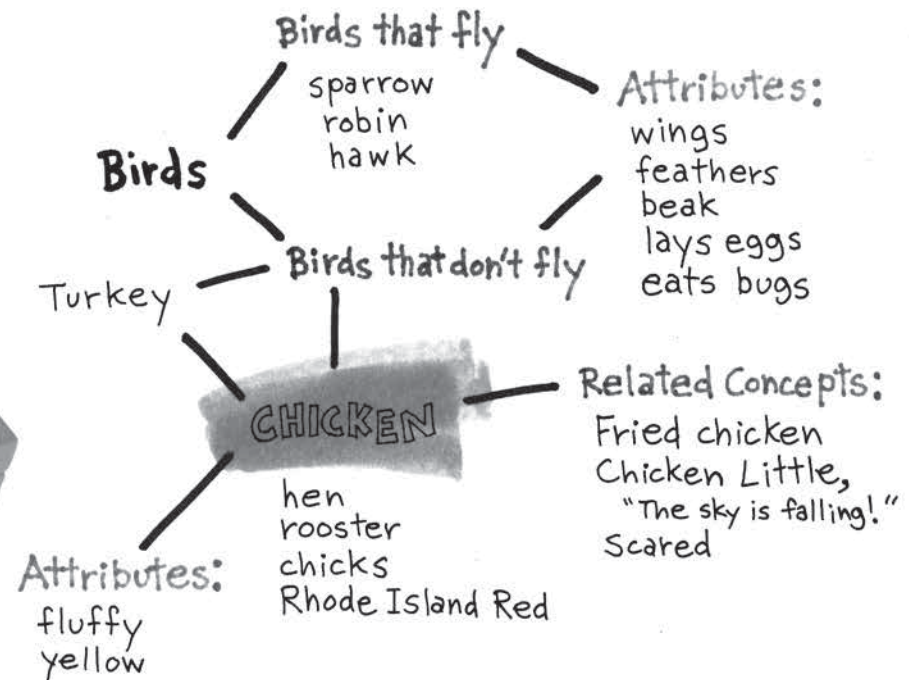
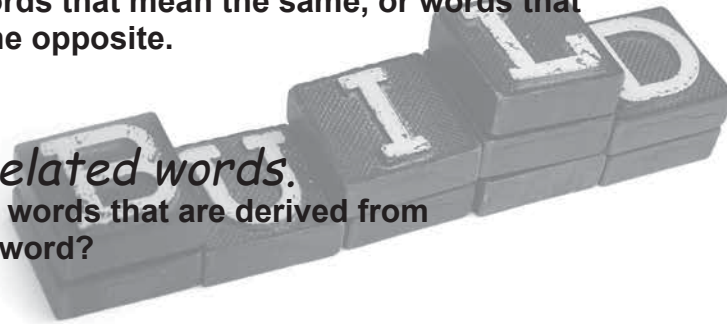
Sunday	Monday	Tuesday	Wednesday	Thursday	Friday	Saturday
<p>MARCH 2022</p> <p>S M T W T F S</p> <p>1 2 3 4 5</p> <p>6 7 8 9 10 11 12</p> <p>13 14 15 16 17 18 19</p> <p>20 21 22 23 24 25 26</p> <p>27 28 29 30 31</p>	<p>MAY 2022</p> <p>S M T W T F S</p> <p>1 2 3 4 5 6 7</p> <p>8 9 10 11 12 13 14</p> <p>15 16 17 18 19 20 21</p> <p>22 23 24 25 26 27 28</p> <p>29 30 31</p>				<p>1</p> <p>Ramadan Begins</p>	<p>2</p>
<p>3</p> <p>Words for the Week:</p> <p>PreK: <b>it</b></p> <p>K: <b>too</b></p> <p>1st Gr: <b>then</b></p> <p>2nd Gr: <b>wash</b></p> <p>3rd Gr: <b>eight</b></p>	<p>4</p>	<p>5</p>	<p>6</p>	<p>7</p>	<p>8</p>	<p>9</p> <p><b>ACTIVITY DAY</b></p> <p><b>MATH ALL AROUND</b></p>
<p>Palm Sunday 10</p> <p>Words for the Week:</p> <p>PreK: <b>you</b></p> <p>K: <b>pretty</b></p> <p>1st Gr: <b>as</b></p> <p>2nd Gr: <b>five</b></p> <p>3rd Gr: <b>seven</b></p>	<p>11</p>	<p>12</p>	<p>13</p>	<p>14</p>	<p>15</p> <p>Good Friday</p> <p>Passover Begins</p> <p><b>No School for Students</b></p>	<p>16</p>
<p>Easter 17</p> <p>Words for the Week:</p> <p>PreK: <b>and</b></p> <p>K: <b>well</b></p> <p>1st Gr: <b>him</b></p> <p>2nd Gr: <b>their</b></p> <p>3rd Gr: <b>got</b></p>	<p>18</p>	<p>19</p>	<p>20</p>	<p>21</p>	<p>22</p> <p>Earth Day</p>	<p>23</p>
<p>24</p> <p>Words for the Week:</p> <p>PreK: <b>to</b></p> <p>K: <b>ran</b></p> <p>1st Gr: <b>had</b></p> <p>2nd Gr: <b>green</b></p> <p>3rd Gr: <b>about</b></p>	<p>25</p>	<p>26</p>	<p>27</p>	<p>28</p>	<p>29</p> <p>Arbor Day</p>	<p>30</p>

**Months in Review:** **August** Back to School; **September** Helping with Homework; **October** Technology Is Everywhere; **November** Share and Share Alike; **December** Reading for Learning; **January** Writing for Learning; **February** Power of Kindness; **March** Helping Your Child Succeed in School; **April** Math Is All Around You; **May** Build Your Child's Vocabulary; **June** Preventing Summer Slide; **July** Communicating with Your Child

**MAY**  
2022

# Build your child's VOCABULARY!

- 1 Read and use context.**  
See if a new word in a story is defined in the words and sentences around it.
- 2 Search for synonyms and antonyms.**  
Find words that mean the same, or words that mean the opposite.
- 3 Look for related words.**  
Are there other words that are derived from the same base word?
- 4 Draw word maps.**  
Make a diagram that connects words and ideas. (see example at right) Need more examples? Check out this website: [www.wordsift.org](http://www.wordsift.org)
- 5 Mine the wealth of other languages.**  
Discover which words were borrowed from other cultures.
- 6 Use the dictionary.**  
Clarify and refine word meanings with this handy reference.



## FAMILY CONNECTION

MAY 14

ACTIVITY

### Follow the Leader

Take turns walking/moving in different ways. Play a game of charades. Take turns acting out words without talking. See how long it takes for others to guess your word!

# MAY

**DUTY/PDD** Teacher Work Day/ Professional Development Day - *No School for Students*

Sunday	Monday	Tuesday	Wednesday	Thursday	Friday	Saturday																																																																																				
1	2	3 National Teacher's Day	4	5 Cinco De Mayo	6	7																																																																																				
8 Mother's Day <i>Words for the Week:</i> PreK: <b>the</b> K: <b>brown</b> 1st Gr: <b>from</b> 2nd Gr: <b>right</b> 3rd Gr: <b>long</b>	9	10	11	12	13	14 <b>ACTIVITY DAY</b>  <b>FOLLOW THE LEADER</b>																																																																																				
15 <i>Words for the Week:</i> PreK: <b>funny</b> K: <b>eat</b> 1st Gr: <b>of</b> 2nd Gr: <b>don't</b> 3rd Gr: <b>if</b>	16	17	18 Haitian Flag Day	19	20	21																																																																																				
22 <i>Words for the Week:</i> PreK: <b>three</b> K: <b>who</b> 1st Gr: <b>thank</b> 2nd Gr: <b>around</b> 3rd Gr: <b>laugh</b>	23	24	25	26 <b>Last Day of School for Students</b>	27 <b>DUTY/PDD</b> <b>No School for Students</b>	28																																																																																				
29 <i>Words for the Week:</i> PreK: <b>find</b> K: <b>new</b> 1st Gr: <b>live</b> 2nd Gr: <b>its</b> 3rd Gr: <b>shall</b>	30 Memorial Day	31			<p>APRIL 2022</p> <table border="1"> <tr><td>S</td><td>M</td><td>T</td><td>W</td><td>T</td><td>F</td><td>S</td></tr> <tr><td></td><td></td><td></td><td></td><td></td><td>1</td><td>2</td></tr> <tr><td>3</td><td>4</td><td>5</td><td>6</td><td>7</td><td>8</td><td>9</td></tr> <tr><td>10</td><td>11</td><td>12</td><td>13</td><td>14</td><td>15</td><td>16</td></tr> <tr><td>17</td><td>18</td><td>19</td><td>20</td><td>21</td><td>22</td><td>23</td></tr> <tr><td>24</td><td>25</td><td>26</td><td>27</td><td>28</td><td>29</td><td>30</td></tr> </table>	S	M	T	W	T	F	S						1	2	3	4	5	6	7	8	9	10	11	12	13	14	15	16	17	18	19	20	21	22	23	24	25	26	27	28	29	30	<p>JUNE 2022</p> <table border="1"> <tr><td>S</td><td>M</td><td>T</td><td>W</td><td>T</td><td>F</td><td>S</td></tr> <tr><td></td><td></td><td></td><td>1</td><td>2</td><td>3</td><td>4</td></tr> <tr><td>5</td><td>6</td><td>7</td><td>8</td><td>9</td><td>10</td><td>11</td></tr> <tr><td>12</td><td>13</td><td>14</td><td>15</td><td>16</td><td>17</td><td>18</td></tr> <tr><td>19</td><td>20</td><td>21</td><td>22</td><td>23</td><td>24</td><td>25</td></tr> <tr><td>26</td><td>27</td><td>28</td><td>29</td><td>30</td><td></td><td></td></tr> </table>	S	M	T	W	T	F	S				1	2	3	4	5	6	7	8	9	10	11	12	13	14	15	16	17	18	19	20	21	22	23	24	25	26	27	28	29	30		
S	M	T	W	T	F	S																																																																																				
					1	2																																																																																				
3	4	5	6	7	8	9																																																																																				
10	11	12	13	14	15	16																																																																																				
17	18	19	20	21	22	23																																																																																				
24	25	26	27	28	29	30																																																																																				
S	M	T	W	T	F	S																																																																																				
			1	2	3	4																																																																																				
5	6	7	8	9	10	11																																																																																				
12	13	14	15	16	17	18																																																																																				
19	20	21	22	23	24	25																																																																																				
26	27	28	29	30																																																																																						

**Months in Review:** **August** Back to School; **September** Helping with Homework; **October** Technology Is Everywhere; **November** Share and Share Alike; **December** Reading for Learning; **January** Writing for Learning; **February** Power of Kindness; **March** Helping Your Child Succeed in School; **April** Math Is All Around You; **May** Build Your Child's Vocabulary; **June** Preventing Summer Slide; **July** Communicating with Your Child



# JUNE 2022

# PREVENTING SUMMER *SLIDE!*

## WHAT CAN YOU DO...?

### DID YOU KNOW...?

- Children who do not read during the summer lose 2 or 3 months of reading growth every summer.
- If children lose 2 to 3 months every year from kindergarten through grade five, when they enter middle school they are reading on average 2 years and 7 months behind grade level.
- In an average year, a child spends about 1,000 hours in school, and that same child spends about 7,500 hours outside of school. You are your child's greatest role model and teacher. Think of the impact you have!

Schedule a special time daily for your child to read.

Schedule a special time daily for you to listen to your child read.

Encourage your child to tell what the story/article was about in his/her own words.

Hold conversations about what has been read.

Build language and vocabulary by having conversations with your child about experiences and events in your daily routine such as cooking, shopping, etc.

Take your child to the library, bookstore, or yard sale for book shopping.

Read favorite books again and again and allow your child to join in on predictable phrases.

## FAMILY CONNECTION

JUNE 11

ACTIVITY

### "What Do You Do at Work?"

Have your child interview family members about their jobs or careers. Help your child to identify the skills that are used in those jobs and how to develop other work-related skills.

For more information visit:

<https://www.palmbeachschools.org/summerlearning>

# JUNE

**DUTY/PDD** Teacher Work Day/ Professional Development Day - *No School for Students*

Sunday	Monday	Tuesday	Wednesday	Thursday	Friday	Saturday
<p>MAY 2022</p> <p>S M T W T F S</p> <p>1 2 3 4 5 6 7</p> <p>8 9 10 11 12 13 14</p> <p>15 16 17 18 19 20 21</p> <p>22 23 24 25 26 27 28</p> <p>29 30 31</p>	<p>JULY 2022</p> <p>S M T W T F S</p> <p>1 2</p> <p>3 4 5 6 7 8 9</p> <p>10 11 12 13 14 15 16</p> <p>17 18 19 20 21 22 23</p> <p>24 25 26 27 28 29 30</p> <p>31</p>		1	2	3 <b>District Closed</b>	4
5  <i>Words for the Week:</i> PreK: <b>run</b> K: <b>must</b> 1st Gr: <b>has</b> 2nd Gr: <b>your</b> 3rd Gr: <b>together</b>	6	7	8	9	10 <b>District Closed</b>	11 <b>ACTIVITY DAY</b>  <b>"WHAT DO YOU DO AT WORK?"</b>
12  <i>Words for the Week:</i> PreK: <b>play</b> K: <b>black</b> 1st Gr: <b>open</b> 2nd Gr: <b>very</b> 3rd Gr: <b>grow</b>	13	14 Flag Day	15	16	17 <b>District Closed</b>	18
19 Father's Day  <i>Words for the Week:</i> PreK: <b>yellow</b> K: <b>soon</b> 1st Gr: <b>give</b> 2nd Gr: <b>many</b> 3rd Gr: <b>draw</b>	20	21 First Day of Summer	22	23	24 <b>District Closed</b>	25
26  <i>Words for the Week:</i> PreK: <b>a</b> K: <b>saw</b> 1st Gr: <b>her</b> 2nd Gr: <b>call</b> 3rd Gr: <b>six</b>	27	28	29	30		

**Months in Review:** **August** Back to School; **September** Helping with Homework; **October** Technology Is Everywhere; **November** Share and Share Alike; **December** Reading for Learning; **January** Writing for Learning; **February** Power of Kindness; **March** Helping Your Child Succeed in School; **April** Math Is All Around You; **May** Build Your Child's Vocabulary; **June** Preventing Summer Slide; **July** Communicating with Your Child

**JULY**  
2022



### "Once Upon a Time..."

Ask your child to tell you a story about a picture he or she has drawn. Write down the story as your child tells it. Then send the picture and the story to a grandparent or other relative.

### "Sweet Dreams!"

Invent a pleasant dream before bedtime. Take turns telling the dream to one another. In the morning, be sure to ask him or her about the dream, and listen carefully!

### "He Shoots! He Scores!"

If your child is interested in sports, turn the sound down on a televised sporting event and take turns being the announcer.

### "Emotions matter!"

Emotions are a basic part of the human experience. We all have them and many of us struggle with how to deal with them effectively! If you notice any changes in your child's behavior due to real problems or if you know your child is dealing with complicated emotions due to these problems, please contact your school counselor or a trusted professional. For more information, contact the Department of Multicultural Education at 561-434-8620.

### "Stay Healthy!"

Help your child avoid getting sick by eating nutritious meals and exercising. Let your child know the value of keeping clean. Help your child practice good hygiene such as washing hands before meals and after using the bathroom.

## Communicating with **YOUR CHILD** to build self-esteem

### "Howdy Y'all!"

You and your child can tune your ears to the ways people talk in other parts of the country or the world. Share your observations about the differences in language and accent, and about the interesting words people use. Encourage your child to appreciate his or her own heritage and culture.

### "How Was School Today?"

Get in the habit of talking and listening to your child every day about his or her school day. Don't settle for, "It was okay." Ask specific questions, such as "What did you learn today?", "What did you do at recess or on the playground?" or "What was your favorite part of the day?"

## FAMILY CONNECTION

JULY 9

ACTIVITY

### Timetable

Sit down in the morning and discuss what **MUST** be done and what would be **FUN** to do during the day. Make up a timetable together of the day's activities in half-hour increments. Make sure to stick to your schedule as closely as possible. Then try to create a schedule for one week for the **WHOLE** family.

# JULY

**DUTY/PDD** Teacher Work Day/ Professional Development Day - *No School for Students*

Sunday	Monday	Tuesday	Wednesday	Thursday	Friday	Saturday
<p>JUNE 2022</p> <p>S M T W T F S</p> <p>1 2 3 4</p> <p>5 6 7 8 9 10 11</p> <p>12 13 14 15 16 17 18</p> <p>19 20 21 22 23 24 25</p> <p>26 27 28 29 30</p>	<p>AUGUST 2022</p> <p>S M T W T F S</p> <p>1 2 3 4 5 6</p> <p>7 8 9 10 11 12 13</p> <p>14 15 16 17 18 19 20</p> <p>21 22 23 24 25 26 27</p> <p>28 29 30 31</p>				<p>Canada Day <sup>1</sup></p> <p><b>District Closed</b></p>	<p><sup>2</sup></p>
<p><sup>3</sup></p> <p><i>Words for the Week:</i>                      PreK: <b>help</b>                      K: <b>ate</b>                      1st Gr: <b>fly</b>                      2nd Gr: <b>sing</b>                      3rd Gr: <b>hot</b></p>	<p><sup>4</sup></p> <p>Independence Day</p>	<p><sup>5</sup></p>	<p><sup>6</sup></p>	<p><sup>7</sup></p>	<p><sup>8</sup></p>	<p><b>ACTIVITY DAY</b> <sup>9</sup></p> <p><b>TIMETABLE</b></p>
<p><sup>10</sup></p> <p><i>Words for the Week:</i>                      PreK: <b>here</b>                      K: <b>say</b>                      1st Gr: <b>stop</b>                      2nd Gr: <b>these</b>                      3rd Gr: <b>show</b></p>	<p><sup>11</sup></p>	<p><sup>12</sup></p>	<p><sup>13</sup></p>	<p><sup>14</sup></p> <p>Bastille Day</p>	<p><sup>15</sup></p>	<p><sup>16</sup></p>
<p><sup>17</sup></p> <p><i>Words for the Week:</i>                      PreK: <b>away</b>                      K: <b>under</b>                      1st Gr: <b>may</b>                      2nd Gr: <b>upon</b>                      3rd Gr: <b>own</b></p>	<p><sup>18</sup></p>	<p><sup>19</sup></p>	<p><sup>20</sup></p>	<p><sup>21</sup></p>	<p><sup>22</sup></p>	<p><sup>23</sup></p>
<p><sup>24</sup></p> <p><i>Words for the Week:</i>                      K: <b>please</b>                      2nd Gr: <b>best</b></p>	<p><sup>25</sup></p> <p>PreK: <b>jump</b>                      1st Gr: <b>again</b>                      3rd Gr: <b>small</b></p>	<p><sup>26</sup></p>	<p><sup>27</sup></p>	<p><sup>28</sup></p>	<p><sup>29</sup></p>	<p><sup>30</sup></p>
<p><sup>31</sup></p> <p><i>Words for the Week:</i>                      K: <b>white</b>                      2nd Gr: <b>would</b></p>	<p>PreK: <b>two</b>                      1st Gr: <b>once</b>                      3rd Gr: <b>clean</b></p>					

**Months in Review:** **August** Back to School; **September** Helping with Homework; **October** Technology Is Everywhere; **November** Share and Share Alike; **December** Reading for Learning; **January** Writing for Learning; **February** Power of Kindness; **March** Helping Your Child Succeed in School; **April** Math Is All Around You; **May** Build Your Child's Vocabulary; **June** Preventing Summer Slide; **July** Communicating with Your Child